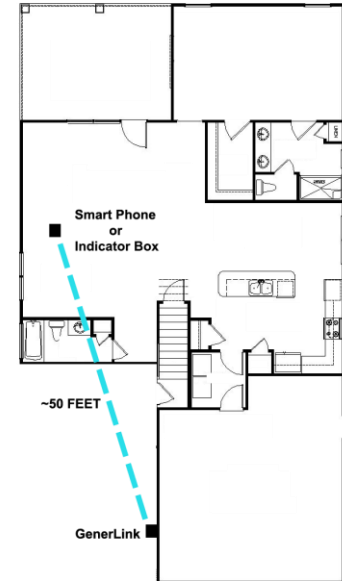
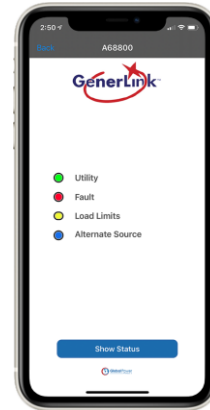




GenerLink with Bluetooth 5.0 Technology

Smart Phone App:

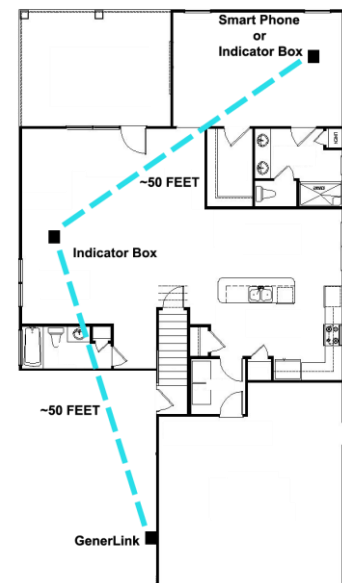
- Download GenerLink app and locate the serial number on the side of your GenerLink.
- Open the app and look for the Bluetooth device called "GL_XXXXXX", where XXXXXX is the serial number of your GenerLink and click connect.
- The app continuously checks the status of your GenerLink, and you will receive a notification when a power source is lost or restored.
- You can manually check the status by clicking "Show Status".



Remote Indicator/Range Extender:

- Power on indicator using switch on top of the device.
- A buzzer will sound (10 sec) when utility is back after an outage.
- Uses 9V Alkaline battery (NOT INCLUDED). We recommend only turning on this device during an outage to avoid draining the battery.

To use as range extender: Power on the indicator at most 50 feet from GenerLink. Once GenerLink status is shown on the indicator, open Generlink app (at most 50 feet from indicator), and connect to your GenerLink. Multiple indicators can be used to extend signal further.



Standard Indoor Bluetooth range: ~50 feet**

Standard Outdoor Bluetooth range (unobstructed vision): ~100ft**

***Bluetooth range is affected by interference such as walls, doors, etc. Move closer to your GenerLink if you are unable to connect.*

Customer Service:

Phone: (800) 886-3837

Email: info@globalpowerproducts.com