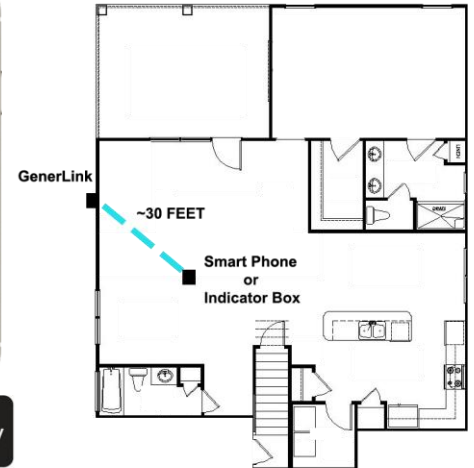
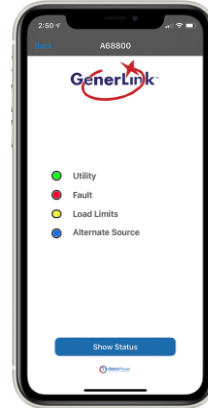




GenerLink with Bluetooth 5.0 Technology

Smart Phone App:

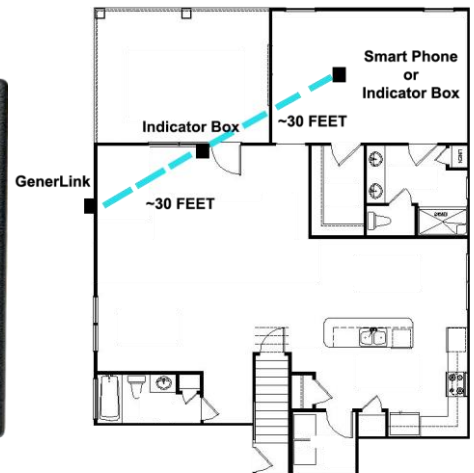
- Download GenerLink app and locate the serial number on the side of your GenerLink.
- Open the app and look for the Bluetooth device called "GL_XXXXXX", where XXXXXX is the serial number of your GenerLink and click connect.
- The app continuously checks the status of your GenerLink, and you will receive a notification when a power source is lost or restored.
- You can manually check the status by clicking "Show Status".



Remote Indicator/Range Extender:

- Power on indicator using switch on top of the device.
- A buzzer will sound (10 sec) when utility is back after an outage.
- Uses 9V Alkaline battery (NOT INCLUDED). We recommend only turning on this device during an outage to avoid draining the battery.

To use as range extender: Power on the indicator placed at most ~33 feet from GenerLink. Once GenerLink status is shown on the indicator, open Generlink app (at most ~33 feet away from the indicator), and connect to your GenerLink. Multiple indicators can be used to extend signal further.



Standard Indoor Bluetooth range: ~30 feet**

Standard Outdoor Bluetooth range (unobstructed vision): ~50-60ft**

*** Bluetooth range is affected by interference such as walls, doors, etc. Move closer to your GenerLink if you are unable to connect.*

*** Having a thick concrete wall will significantly degrade Bluetooth performance.*

Customer Service:

Phone: (800) 886-3837

Email: info@globalpowerproducts.com